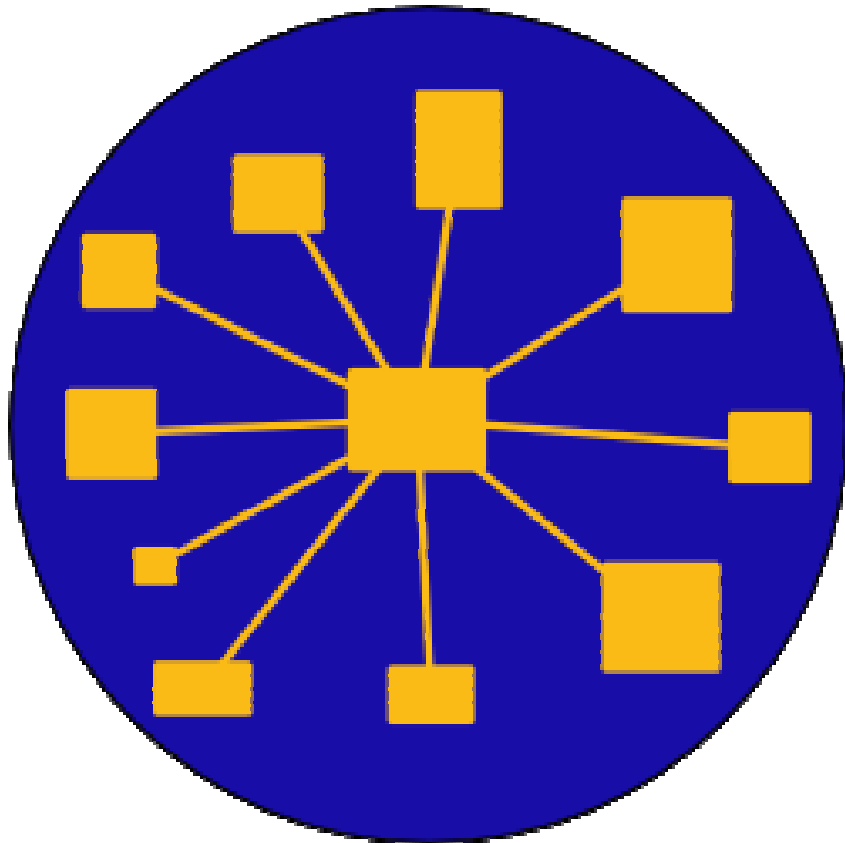


Seluxit  
Kattesundet 24, 1. sal  
9000 Aalborg  
Denmark

[www.seluxit.com](http://www.seluxit.com)



SELUXIT

# Seluxit Home Automation Products

Model : ZW-USB-Serial



The ZW-USB-Serial device is a generic USB to Z-Wave interface which can be controlled by different home automation software suites like HomeSeer HS2.

## Included parts:

ZW-USB-Serial device  
USB cable, 1.8m, black  
This user manual

## Specifications:

### Interface

PC : Mini USB type B

### Electrical

Power : The ZW-USB-Serial device is powered by the USB port

### Mechanical

Size : Outer diameter : 68mm, height : 34mm

## Installing the USB driver for Microsoft Windows XP:

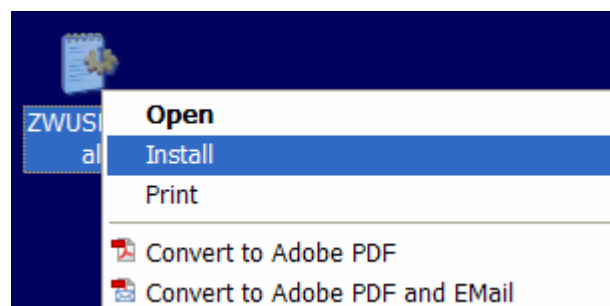
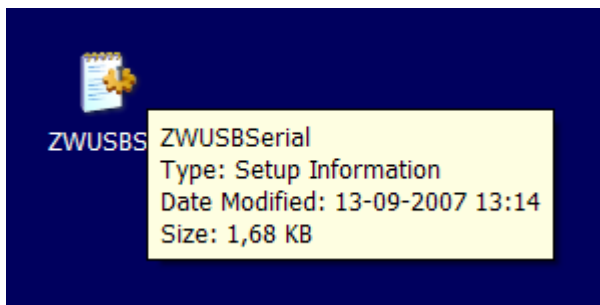
Do not attach the USB cable before driver has been installed!

1) Download the driver and place it on your harddrive

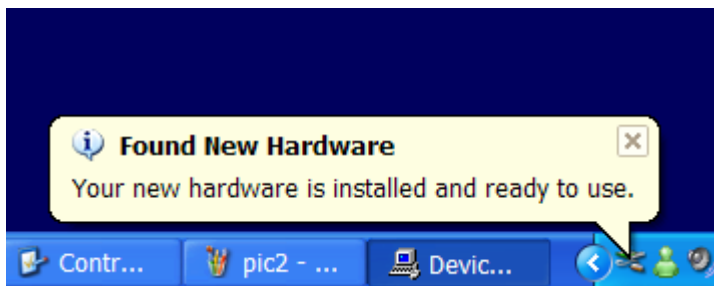
file : ZWUSBSerial.inf

from : [www.seluxit.com/download/software/zwusbserial](http://www.seluxit.com/download/software/zwusbserial)

2) Right click on ZWUSBSerial icon and select install



3) Attach the USB cable between PC and The ZW-USB-Serial device



You have successfully installed the driver when this message appears  
You can now start using your favourite home automation software